



WORKSHEETS
PRIMARY EDUCATION
FIRST GRADE



CIENCIAS NATURALES

HOJAS DE TRABAJO
PRIMER GRADO



el oso panda

School

On the following pages, you will find worksheets for the following areas:

- **Mixed abilities**

Revision activities to revise the content covered in the unit. **(RA)**

Extension activities to extend on the material covered in the unit. **(EA)**

- **Evaluation**

A unit test to evaluate the content of each unit. **(EV)**

- **Reading & Writing**

Extra worksheets to practise reading and writing skills. **(RW)**

- **Science Projects**

A science project worksheet for each unit. **(SP)**

- **Answers**

The answers for all the worksheets are also included.



el oso panda

STARTER 0: Mixed Ability Science	RA
Name and surnames: Year: Date:	

★ Match the activity with the place.

★ Colour in the children who are friendly.

STARTER 0: Mixed Ability Science	EA
Name and surnames:	
Year: Date:	

★ Cross out the bad habits.

★ Complete with vowels and read what we do in school.

r _ _ d

wr _ t _

j _ mp

★ Match the clothes with the parts of the body.

STARTER 0: Test Science	EV
Name and surnames:	
Year: Date:	

★ Circle the materials you use at school.

🎧 Listen and tick what you do before eating.

☐
☐
☐
☐

★ Tick what you do during break.

☐
☐
☐
☐

STARTER 0: Reading & Writing Science	RW
Name and surnames:	
Year: Date:	

★ Look and read.

In my school, there are a lot of classrooms. Maths is my favourite subject.

There is a dining room and kitchen. We have lunch in the dining room.

★ Tick the objects you can see in the pictures.

books ☐

jug of water ☐

teddy bear ☐

ball ☐

teacher ☐

school bag ☐

★ Write.

My favourite subject is

My favourite sport is

STARTER 0: Science project Science	SP
Name and surnames:	
Year: Date:	

★ Find the objects in your school. Put a tick (✓) in the correct place.

	classroom	dinning romm	playground	computer room

★ What is in your pencil case? Draw.

STARTER 0: Science project	SP
Science	
Name and surnames:	
Year: Date:	

★ Find the objects in your school. Put a tick (✓) in the correct place.

students' own answers

	classroom	dinning romm	playground	computer room

★ What is in your pencil case? Draw.

© CEMPEL KAWA, S.A. Science Primary Education. Authorial photographs model

My body

On the following pages, you will find worksheets for the following areas:

- **Mixed abilities**

Revision activities to revise the content covered in the unit. **(RA)**

Extension activities to extend on the material covered in the unit. **(EA)**

- **Evaluation**

A unit test to evaluate the content of each unit. **(EV)**

- **Reading & Writing**

Extra worksheets to practise reading and writing skills. **(RW)**

- **Science Projects**

A science project worksheet for each unit. **(SP)**

- **Answers**

The answers for all the worksheets are also included.



el oso panda

UNIT 1: Mixed Ability Science	RA
Name and surnames:	
Year: Date:	

★ Circle the joints.

★ Match the senses with the objects.

--	--	--	--	--

UNIT 1: Mixed Ability Science	EA
Name and surnames: Year: Date:	

★ Draw the ring finger in blue, the little finger in red and draw a face on the middle finger.

★ Match the body parts with the skeleton parts.

★ Circle the hearing organ and cross out the taste organ.

UNIT 1: Test Science	EV
Name and surnames:	
Year: Date:	

★ Draw the eyelashes in black and the eyebrows in brown.

🎧 Listen and colour in the sense organs:

skin → orange mouth → red nose → yellow

ears → pink eyes → blue

★ Circle the joints.

UNIT 1: Reading & Writing Science	RW
Name and surnames:	
Year: Date:	

★ Read and number.

☐
☐
☐

I can see children in the park. What are they doing?

There is a girl reading a book ① and a boy listening to music ③.

There is a girl smelling some flowers.

There is boy eating an apple ② and a girl playing with a dog.

★ Write.

nose - mouth - ears - hands - eyes

I use my to smell.

I use my to see.

I use my to taste.

I use my to feel.

I use my to hear.

UNIT 1: Science Project Science	EV
Name and surnames:	
Year: Date:	

★ Draw two objects for each of the five senses.

My five senses at school				
What can you touch?	What can you smell?	What can you see?	What can you hear?	What can you taste?


★ Ask your friends and draw their answers.

	Name:	Name:
What can you see in the classroom?		
What can you hear in the classroom?		

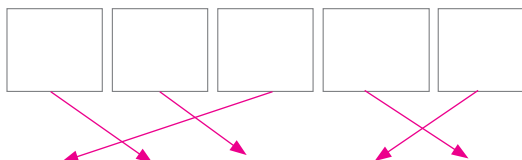
Answers

UNIT 1: Mixed Ability Science	RA
Name and surnames:	
Year: Date:	

★ Circle the joints.



★ Match the senses with the objects.




© GRUPO ANAYA, S.A. Science. Primary Education. Authorised photocopyable material.


70

UNIT 1: Mixed Ability Science	EA
Name and surnames:	
Year: Date:	

★ Draw the ring finger in blue, the little finger in red and draw a face on the middle finger.



★ Match the body parts with the skeleton parts.



★ Circle the hearing organ and cross out the taste organ.



© GRUPO ANAYA, S.A. Science. Primary Education. Authorised photocopyable material.

71

UNIT 1: Test Science	EV
Name and surnames:	
Year: Date:	

★ Draw the eyelashes in black and the eyebrows in brown.

←eyebrows (brown)
←eyelashes (black)

● Listen and colour in the sense organs:

skin → orange mouth → red nose → yellow
ears → pink eyes → blue

★ Circle the joints.



© GRUPO ANAYA, S.A. Science. Primary Education. Authorised photocopyable material.

72

UNIT 1: Reading & Writing Science	RW
Name and surnames:	
Year: Date:	

★ Read and number.

1

3

2

I can see children in the park. What are they doing?
There is a girl reading a book ① and a boy listening to music ③.
There is a girl smelling some flowers.
There is boy eating an apple ② and a girl playing with a dog.

★ Write.

nose - mouth - ears - hands - eyes

I use my nose to smell.

I use my eyes to see.

I use my mouth to taste.

I use my hands to feel.

I use my ears to hear.

© GRUPO ANAYA, S.A. Science. Primary Education. Authorised photocopyable material.

73

Food

On the following pages, you will find worksheets for the following areas:

- **Mixed abilities**

Revision activities to revise the content covered in the unit. **(RA)**

Extension activities to extend on the material covered in the unit. **(EA)**

- **Evaluation**

A unit test to evaluate the content of each unit. **(EV)**

- **Reading & Writing**

Extra worksheets to practise reading and writing skills. **(RW)**

- **Science Projects**

A science project worksheet for each unit. **(SP)**

- **Answers**

The answers for all the worksheets are also included.



el oso panda

UNIT 2: Mixed Ability Science	RA
Name and surnames: Year: Date:	

★ Match the origin of the food with the food product.

★ Look at the drawing and copy it.

★ Circle the food from plants and cross out the food from animals.

UNIT 2: Mixed Ability Science	EA
Name and surnames:	
Year: Date:	

★ Put the pictures in the correct order.



★ Look and write the names of the food from plants and the food from animals.

From plants

From animals

UNIT 2: Test Science	EV
Name and surnames:	
Year: Date:	

★ Circle the good habits.

🎧 Listen and cross out the one that is different in each row.

UNIT 2: Reading & Writing Science	RW
Name and surnames:	
Year: Date:	

★ Read.

My favourite food

My favourite food is pasta with cheese and tomato. Pasta is made from wheat. Wheat is a plant. Cheese is made from milk. Milk comes from cows and sheep.

I eat an apple every day and I always have a yogurt at lunch. Fruit and yogurt are very good for you.

★ Write the missing words.

fruit - good - bad - milk

Yoghurt is made from . An

apple is a .

Vegetables are for you.

Sweets are for you.

UNIT 2: Science project Science	EV
Name and surnames:	
Year: Date:	

★ Match the words to the pictures.

sausages	
lentils	
ham	
watermelon	
cauliflower	
prawns	

★ Write the food in the correct place.

From plants	From animals
<div></div> <div></div> <div></div>	<div></div> <div></div> <div></div>
<div></div> <div></div> <div></div>	<div></div> <div></div> <div></div>
<div></div> <div></div> <div></div>	<div></div> <div></div> <div></div>

Answers

UNIT 2: Mixed Ability Science

RA

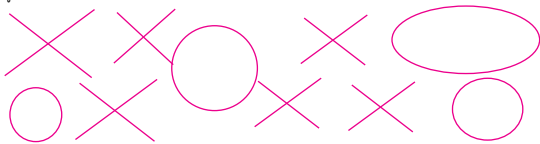
Name and surnames:
Year: Date:

★ Match the origin of the food with the food product.



★ Look at the drawing and copy it.

★ Circle the food from plants and cross out the food from animals.



78

UNIT 2: Mixed Ability Science

EA

Name and surnames:
Year: Date:

★ Put the pictures in the correct order.

3 4 1 2

★ Look and write the names of the food from plants and the food from animals.

From plants

lettuce
potatoes

From animals

ham
cheese

79

UNIT 2: Test Science


EV

Name and surnames:
Year: Date:

★ Circle the good habits.



★ Listen and cross out the one that is different in each row.



80

UNIT 2: Reading & Writing Science

RW

Name and surnames:
Year: Date:

★ Read.

My favourite food
My favourite food is pasta with cheese and tomato. Pasta is made from wheat. Wheat is a plant. Cheese is made from milk. Milk comes from cows and sheep.
I eat an apple every day and I always have a yogurt at lunch. Fruit and yogurt are very good for you.

★ Write the missing words.

fruit - good - bad - milk
Yoghurt is made from milk. An apple is a fruit.
Vegetables are good for you.
Sweets are bad for you.

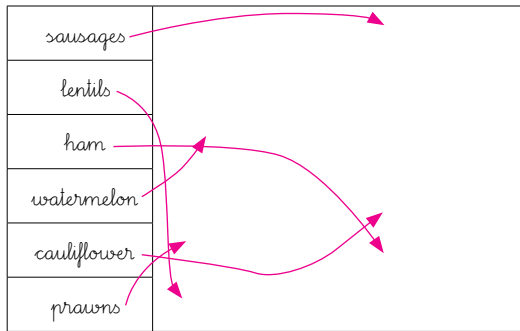
81

UNIT 2: Science project
Science

EV

Name and surnames:
Year: Date:

★ Match the words to the pictures.



★ Write the food in the correct place.

From plants	From animals
lentils	sausages
watermelon	ham
cauliflower	prawns

© GRUPO NARVA, S.A. Science Primary Education. Adapted photocopyable material

My house

On the following pages, you will find worksheets for the following areas:

- **Mixed abilities**

Revision activities to revise the content covered in the unit. **(RA)**

Extension activities to extend on the material covered in the unit. **(EA)**

- **Evaluation**

A unit test to evaluate the content of each unit. **(EV)**

- **Reading & Writing**

Extra worksheets to practise reading and writing skills. **(RW)**

- **Science Projects**

A science project worksheet for each unit. **(SP)**

- **Answers**

The answers for all the worksheets are also included.



el oso panda

UNIT 3: Mixed Ability Science	RA
Name and surnames:	
Year: Date:	

★ Match.

sleep

cook

wash

★ Match.

grandfather

father

baby

mother

UNIT 3: Mixed Ability Science	EA
Name and surnames:	
Year: Date:	

★ Write.

.....
-------------------------	-------------------------	-------------------------

★ Complete the sentences.

A window is made of

.....
.....
.....

A door is made of

.....
.....
.....

A roof is made of

.....
.....
.....

★ Colour the things you do at home.

I tidy my room.	I lay the table.	I help in the kitchen.
--------------------	---------------------	------------------------------

★ Complete the sentence.

Juan is my mother's father.

Juan is my

.....
.....
.....

.

UNIT 3: Test Science	EV
Name and surnames:	
Year: Date:	

★ Match the objects to the rooms.

in the sitting room

soap

in the bathroom

bed

in the bedroom

sofa

★ Match.

igloo

skyscraper

pagoda

🎧 Listen and complete.

paternal grandparents

— me — mother

UNIT 3: Reading & Writing Science	RW
Name and surnames: Year: Date:	

★ Look and read.

Hello. My name is Clara. I live in a flat. My favourite room is my bedroom. I have a big bed and a lot of toys.

Here is a photo of me, my mum, my dad, my grandparents and my little brother. He is a baby.

★ Look at the pictures and answer the questions.

Does Clara live in a house or a flat?

Does she have brothers and sisters?

UNIT 3: Science Project Science	SP
Name and surnames:	
Year: Date:	

★ Do a classroom survey. Put a tick (✓) or a cross (X).

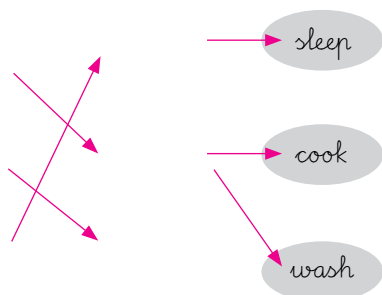
Do you ...				
...lay the table? ...make you bed? ...tidy your room? ...help in the kitchen?				
Names ↓				

★ Write something you do to help at home every day.

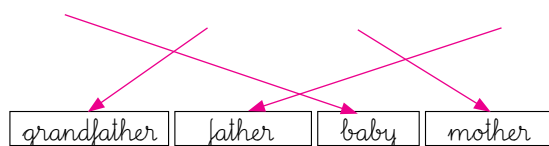
Answers

UNIT 3: Mixed Ability Science	RA
Name and surnames:	
Year:	Date:

★ Match.



★ Match.



86

UNIT 3: Mixed Ability Science	EA
Name and surnames:	
Year:	Date:

★ Write.

wood		tiles
------	--	-------

★ Complete the sentences.

A window is made of glass

A door is made of wood

A roof is made of tiles

★ Colour the things you do at home. *students' own answers*

I tidy my room.	I lay the table.	I help in the kitchen.
--------------------	---------------------	------------------------------

★ Complete the sentence.

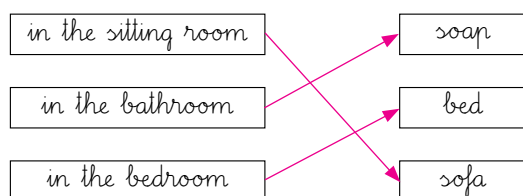
Juan is my mother's father.

Juan is my grandfather.

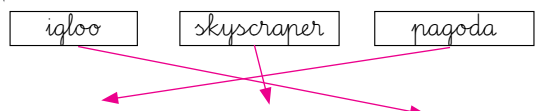
87

UNIT 3: Test Science	EV
Name and surnames:	
Year:	Date:

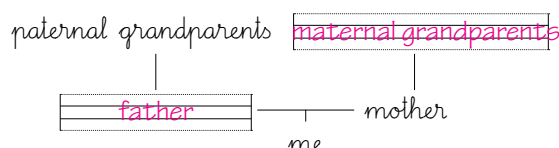
★ Match the objects to the rooms.



★ Match.



⊙ Listen and complete.



88

UNIT 3: Reading & Writing Science	RW
Name and surnames:	
Year:	Date:

★ Look and read.

Hello. My name is Clara. I live in a flat. My favourite room is my bedroom. I have a big bed and a lot of toys.

Here is a photo of me, my mum, my dad, my grandparents and my little brother. He is a baby.

★ Look at the pictures and answer the questions.

Does Clara live in a house or a flat?

Clara lives in a flat.

Does she have brothers and sisters?

She has one baby brother.

89

UNIT 3: Science Project Science	SP
Name and surnames:	
Year: Date:	

★ Do a classroom survey. Put a tick (✓)
or a cross (X).

Do you ...				
...lay the table? ...make you bed? ...tidy your room? ...help in the kitchen?				
Names ↓				

★ Write something you do to help at home every day. *students' own answers*

© Pearson Education, Inc. All rights reserved. Printed in the United States of America.

Festivals

On the following pages, you will find worksheets for the following areas:

- **Mixed abilities**

Revision activities to revise the content covered in the unit. (RA)

Extension activities to extend on the material covered in the unit. (EA)

- **Evaluation**

A unit test to evaluate the content of each unit. (EV)

- **Reading & Writing**

Extra worksheets to practise reading and writing skills. (RW)

- **Science Projects**

A science project worksheet for each unit. (SP)

- **Answers**

The answers for all the worksheets are also included.



el oso panda

UNIT 4: Mixed Ability Science	RA
Name and surnames:	
Year:	Date:

★ Complete the festivals.

Chr _stm _s C _rn _v _l

★ Write the names of the festivals.

★ Cross out the words that do not belong.

What can we use to decorate a Christmas tree?

baubles

lights

fireworks

What do people eat on Christmas Day in Britain?

turkey

turrón

Christmas pudding

UNIT 4: Mixed Ability Science	EA
Name and surnames:	
Year: Date:	

★ Colour the tree. Write six presents around the tree.

★ Circle the good behaviour.

UNIT 4: Test Science	EA
Name and surnames:	
Year: Date:	

★ Circle the Christmas words.

Father

Carnival

Christmas
stockings

Christmas

Pencil

Chair

Decorations

🎧 Listen and draw.

★ Write the Christmas words.

s c a o r l

e p r n s e s t

t e r e

UNIT 4: Reading & Writing Science	RW
Name and surnames:	
Year: Date:	

★ Read.

Christmas

Christmas is in winter.

Christmas Eve is on 24th

December and the 25th

December is Christmas Day.

We decorate our Christmas tree
with baubles, lights and stars.

I like to sing Christmas carols
and play with my new toys.

★ Complete with the correct word.

decorate

winter

Eve

1. Christmas is in

2. Christmas in on 24th December.

3. We our Christmas tree.

★ Write the names of three Christmas decorations.

UNIT 4: Science Project Science	SP
Name and surnames:	
Year: Date:	

★ Make a Christmas cracker.

Materials you need:			
Christmas paper	Christmas ribbon	cardboard tube	glue, coloured pencils and paper, sweets

★ Follow the instructions.

1. Draw a funny picture.	
2. Put the picture inside the tube with some sweets.	
3. Cover the tube with Christmas paper. Glue.	
4. Tie the ends of the cracker with ribbon.	

Answers

UNIT 4: Mixed Ability Science

RA

Name and surnames:

Year: Date:

- ★ Complete the festivals.

Chr*i*stm*a*s Carn*i*val

- ★ Write the names of the festivals.

Carnival

Christmas

- ★ Cross out the words that do not belong.

What can we use to decorate a Christmas tree?

baubles

lights

~~fireworks~~

What do people eat on Christmas Day in Britain?

turkey

~~turnón~~

Christmas pudding

94

UNIT 4: Mixed Ability Science


EA

Name and surnames:

Year: Date:

- ★ Colour the tree. Write six presents around the tree. *students' own answers*

- ★ Circle the good behaviour.



95

UNIT 4: Test Science

EA

Name and surnames:

Year: Date:

- ★ Circle the Christmas words.

Father
Christmas

Carnival

Christmas
stockings

Chair

Decorations

Pencil

- ★ Listen and draw.

Student's should draw:

- A Christmas tree with baubles and lights.
- Two presents under the tree.
- Father Christmas putting presents in a Christmas stocking.

- ★ Write the Christmas words.

scarl

epnsest

tere

carols

present

tree

96

UNIT 4: Reading & Writing Science

RW

Name and surnames:

Year: Date:

- ★ Read.

Christmas

Christmas is in winter.
Christmas Eve is on 24th
December and the 25th
December is Christmas Day.
We decorate our Christmas tree
with baubles, lights and stars.
I like to sing Christmas carols
and play with my new toys.

- ★ Complete with the correct word.

decorate

winter

Eve

1. Christmas is in winter
2. Christmas Eve is on 24th December.
3. We decorate our Christmas tree.

- ★ Write the names of three Christmas decorations.

lights, baubles, stars

97

UNIT 4: Science Project
Science

SP

Name and surnames:
Year: Date:

★ Make a Christmas cracker.

Materials you need:			
Christmas paper	Christmas ribbon	cardboard tube	glue, coloured pencils and paper, sweets

★ Follow the instructions.

1. Draw a funny picture.	
2. Put the picture inside the tube with some sweets.	
3. Cover the tube with Christmas paper. Glue.	
4. Tie the ends of the cracker with ribbon.	

© GRUPO ANAYA, S.A., Science Primary Education, fotocopiable material

Animals

On the following pages, you will find worksheets for the following areas:

- **Mixed abilities**

Revision activities to revise the content covered in the unit. **(RA)**

Extension activities to extend on the material covered in the unit. **(EA)**

- **Evaluation**

A unit test to evaluate the content of each unit. **(EV)**

- **Reading & Writing**

Extra worksheets to practise reading and writing skills. **(RW)**

- **Science Projects**

A science project worksheet for each unit. **(SP)**

- **Answers**

The answers for all the worksheets are also included.



el oso panda

UNIT 5: Mixed Ability Science	RA
Name and surnames:	
Year: Date:	

★ Colour the pets.

★ Draw food for the animals. Circle the viviparous animals red and the oviparous animals blue.

★ Match.

dog

pig

cat

horse

kitten

puppy

foal

piglet

UNIT 5: Mixed Ability Science	EA
Name and surnames:	
Year: Date:	

★ Complete the table.

	Oviparous or viviparous?	Carnivore, omnivore or herbivore?
Wolf	<div></div> <div></div> <div></div>	<div></div> <div></div> <div></div>
Hen	<div></div> <div></div> <div></div>	<div></div> <div></div> <div></div>
Zebra	<div></div> <div></div> <div></div>	<div></div> <div></div> <div></div>

★ Tick the correct behaviour.

☐
☐
☐

UNIT 5: Test Science	EV
Name and surnames:	
Year: Date:	

★ Write the names of two pets.

.....
.....
.....

★ Tick the correct options.

A wild animal...

☐ lives in its natural habitat. ☐ lives with people.

A carnivore eats...

☐ meat and plants. ☐ only meat.

★ Match.

Oviparous

Born from their mothers.

Viviparous

Born from eggs.

🎧 Listen and complete with the animals you hear.

swim
slither
walk
fly

UNIT 5: Reading & Writing Science	RW
Name and surnames:	
Year: Date:	

★ Read.

Giraffes

Giraffes are wild animals. They live in Africa. They are viviparous animals. A baby giraffe is called a calf.

Giraffes are herbivores. They are very tall and can eat leaves from tall trees.

They have a long neck and long legs and they are covered in fur.

★ Answer the questions about giraffes.

Are giraffes wild or domestic animals?

Are giraffes herbivores or carnivores?

Are giraffes oviparous or viviparous?

UNIT 5: Science Project Science	SP
Name and surnames:	
Year: Date:	

★ Investigate.

An usual animal	
A platypus	Is it a wild or domestic animal?
	Where does it live?
	Is it a carnivore, a herbivore or an omnivore?
	Is it viviparous or oviparous?
	Is it covered in scales, feathers, fur or bare skin?
	How does it move?

★ What does a duck-billed platypus look like?
 Complete the sentences.

A platypus has a nose like a

A platypus has feet like a

Answers

UNIT 5: Mixed Ability Science

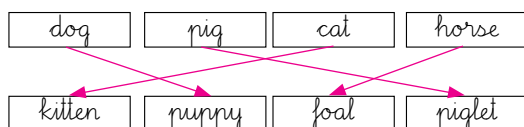
RA

Name and surnames:
Year: Date:

★ Colour the pets.

★ Draw food for the animals. Circle the viviparous animals red and the oviparous animals blue.

★ Match.



102

UNIT 5: Mixed Ability Science

EA

Name and surnames:
Year: Date:

★ Complete the table.

	Oviparous or viviparous?	Carnivore, omnivore or herbivore?
Wolf	<u>viviparais</u>	<u>carnivore</u>
Hen	<u>oviparous</u>	<u>herbivore</u>
Zebra	<u>viviparais</u>	<u>herbivore</u>

★ Tick the correct behaviour.



103

UNIT 5: Test Science

EV

Name and surnames:
Year: Date:

★ Write the names of two pets. *students' own answers*

★ Tick the correct options.

A wild animal...

☐ lives in its natural habitat. ☐ lives with people.

A carnivore eats...

☐ meat and plants. ☐ only meat.

★ Match.

Oviparous	Born from their mothers.
Viviparous	Born from eggs.

★ Listen and complete with the animals you hear.

swim	<u>dolphin</u>	<u>fish</u>
slither	<u>snake</u>	<u>snail</u>
walk	<u>elephant</u>	<u>horse</u>
fly	<u>bird</u>	<u>butterfly</u>

104

UNIT 5: Reading & Writing Science

RW

Name and surnames:
Year: Date:

★ Read.

Giraffes

Giraffes are wild animals. They live in Africa. They are viviparous animals. A baby giraffe is called a calf.

Giraffes are herbivores. They are very tall and can eat leaves from tall trees.

They have a long neck and long legs and they are covered in fur.

★ Answer the questions about giraffes.

Are giraffes wild or domestic animals? Domestic

Are giraffes herbivores or carnivores? Herbivores

Are giraffes oviparous or viviparous? Viviparous

105

UNIT 5: Science Project
Science

SP

Name and surnames:
Year: Date:

★ Investigate.

An usual animal	
A platypus	Is it a wild or domestic animal? <u>Wild</u>
	Where does it live? <u>Rivers and lakes</u>
	Is it a carnivore, a herbivore or an omnivore? <u>Carnivore</u>
	Is it viviparous or oviparous? <u>Oviparous</u>
	Is it covered in scales, feathers, fur or bare skin? <u>Fur</u>
	How does it move? <u>It swims</u>

★ What does a duck-billed platypus look like?
Complete the sentences.

A platypus has a nose like a duck

A platypus has feet like a duck

© GRUPO ANAYA, S.A. Science Primary Education. Authorized photocopyable material.

Sun, air and water

On the following pages, you will find worksheets for the following areas:

- **Mixed abilities**

Revision activities to revise the content covered in the unit. (RA)

Extension activities to extend on the material covered in the unit. (EA)

- **Evaluation**

A unit test to evaluate the content of each unit. (EV)

- **Reading & Writing**

Extra worksheets to practise reading and writing skills. (RW)

- **Science Projects**

A science project worksheet for each unit. (SP)

- **Answers**

The answers for all the worksheets are also included.



el oso panda

UNIT 6: Mixed Ability Science	RA
Name and surnames:	
Year: Date:	

★ Match.

spring

It's Christmas time!

summer

The leaves fall off the trees.

autumn

We go to the beach.

winter

The plants and flowers begin to grow.

★ Colour the objects that need air to work.

★ Tick ways to save water.

Have a shower. ☐

Turn the tap off when you clean your teeth. ☐

Keep a jug of cold water in the fridge. ☐

Have a big bath every day. ☐

UNIT 6: Mixed Ability Science	EA
Name and surnames:	
Year: Date:	

★ Match.

ice-cube

vapour

iceberg

the sea

liquid

lake

clouds

solid

snow

★ Match.

We can see the Sun...

in the day.

We cannot see the Sun...

light and heat.

The Sun gives us...

at night.

★ Write the weather.

UNIT 6: Test Science	EV
Name and surnames:	
Year: Date:	

★ Write liquid, solid or vapour.

★ Write the names of the four seasons.

n w i t r e	m s u r m e	a m n u t u	i s p r g n

🎧 Write T for true and F for false.
Listen and check your answers.

We do not need the Sun to live. ☐

Water smells. ☐

We need air to breathe. ☐

We can see the Sun at night. ☐

UNIT 6: Reading & Writing Science	RW
Name and surnames:	
Year: Date:	

★ Read.

What is the weather like today?

It is sunny in Lisbon.	It is raining in Madrid.	It is cloudy in Washington.	It is snowing in Moscow.
------------------------------	--------------------------------	-----------------------------------	--------------------------------

★ Answer the questions.

What is the weather like in your region
in winter?

What is the weather like in your region
in summer?

★ Draw a rainbow. Tick the colours you use.

	red	<input type="checkbox"/>	blue	<input type="checkbox"/>	orange	<input type="checkbox"/>
	indigo	<input type="checkbox"/>	yellow	<input type="checkbox"/>	purple	<input type="checkbox"/>

UNIT 6: Science Project Science	SP
Name and surnames:	
Year: Date:	

★ Read and tick the things you do.

How can we save water?	
Turn the tap off when you clean your teeth.	<input type="checkbox"/>
Have a shower, not a bath.	<input type="checkbox"/>
Do not run the water when you want a drink. Keep a jug of water in the fridge.	<input type="checkbox"/>
Water plants with recycled water.	<input type="checkbox"/>

★ Do a classroom survey. Put a tick (✓).

	Name:	Name:	Name:
Do you turn the tap off when you brush your teeth?			
Do you use the shower, not the bath?			
Do you keep water in the fridge for a cold drink?			
Do you water plants with recycled water?			

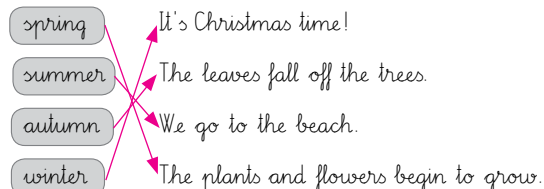
Answers

UNIT 6: Mixed Ability Science

RA

Name and surnames:
Year: Date:

★ Match.



★ Colour the objects that need air to work.

★ Tick ways to save water.

Have a shower. <input checked="" type="checkbox"/>	Turn the tap off when you clean your teeth. <input checked="" type="checkbox"/>
Keep a jug of cold water in the fridge. <input checked="" type="checkbox"/>	Have a big bath every day. <input type="checkbox"/>

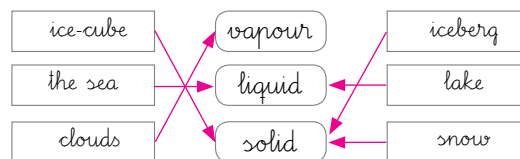
110

UNIT 6: Mixed Ability Science

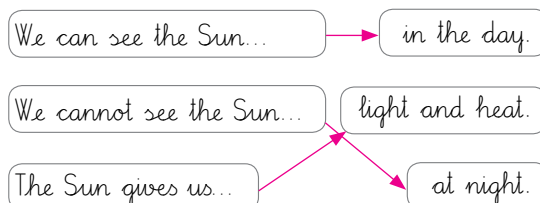
EA

Name and surnames:
Year: Date:

★ Match.



★ Match.



★ Write the weather.

rainy	cloudy	snowy	sunny
-------	--------	-------	-------

111

UNIT 6: Test Science

EV

Name and surnames:
Year: Date:

★ Write liquid, solid or vapour.

vapour	liquid	solid
--------	--------	-------

★ Write the names of the four seasons.

n w i t e	m s u m e	a m n u t u	i s p r i n g
winter	summer	autumn	spring

★ Write T for true and F for false.
Listen and check your answers.

We do not need the Sun to live. ☐ F

Water smells. ☐ F

We need air to breathe. ☐ T

We can see the Sun at night. ☐ F

112

UNIT 6: Reading & Writing Science

RW

Name and surnames:
Year: Date:

★ Read.

What is the weather like today?

It is sunny in Lisbon.	It is raining in Madrid.	It is cloudy in Washington.	It is snowing in Moscow.
------------------------	--------------------------	-----------------------------	--------------------------

★ Answer the questions.

What is the weather like in your region in winter? _____

What is the weather like in your region in summer? _____

★ Draw a rainbow. Tick the colours you use.

red	<input checked="" type="checkbox"/>	blue	<input checked="" type="checkbox"/>	orange	<input checked="" type="checkbox"/>
indigo	<input type="checkbox"/>	yellow	<input checked="" type="checkbox"/>	purple	<input checked="" type="checkbox"/>

113

UNIT 6: Science Project
Science

SP

Name and surnames:
Year: Date:

★ Read and tick the things you do. *students' own answers*

How can we save water?	
Turn the tap off when you clean your teeth.	<input type="checkbox"/>
Have a shower, not a bath.	<input type="checkbox"/>
Do not run the water when you want a drink. Keep a jug of water in the fridge.	<input type="checkbox"/>
Water plants with recycled water.	<input type="checkbox"/>

★ Do a classroom survey. Put a tick (✓).

	Name:	Name:	Name:
Do you turn the tap off when you brush your teeth?			
Do you use the shower, not the bath?			
Do you keep water in the fridge for a cold drink?			
Do you water plants with recycled water?			

© CIBUPOLANKA, S.A. Science Primary Education Authorised photocopyable material.

Plants

On the following pages, you will find worksheets for the following areas:

- **Mixed abilities**

Revision activities to revise the content covered in the unit. **(RA)**

Extension activities to extend on the material covered in the unit. **(EA)**

- **Evaluation**

A unit test to evaluate the content of each unit. **(EV)**

- **Reading & Writing**

Extra worksheets to practise reading and writing skills. **(RW)**

- **Science Projects**

A science project worksheet for each unit. **(SP)**

- **Answers**

The answers for all the worksheets are also included.



el oso panda

UNIT 7: Mixed Ability Science	RA
Name and surnames:	
Year: Date:	

★ Draw a deciduous tree and an evergreen tree.

deciduous tree

evergreen tree

★ Complete the sentences.

dry - nut - fruit - fleshy

Fruit is soft and .

Nuts and seeds are hard and .

A pistachio is a .

A strawberry is a .

★ Circle the incorrect behaviour.

UNIT 7: Mixed Ability Science	EA
Name and surnames:	
Year: Date:	

★ Colour the part of the plant we eat and write root, stem, fruit or leaf.

★ Write T for true and F for false.

Plants need air, sunlight and water to live. ☐

Plants get water through their leaves. ☐

Plants get air and sunlight through their leaves. ☐

★ Match.

Deciduous trees...

...lose their leaves in autumn.

Evergreen trees...

...are always green. They never lose their leaves.

UNIT 7: Test Science	EV
Name and surnames:	
Year: Date:	

★ What does grass look like? Circle.

thin and bendy	hard and thin	hard and thick
----------------	---------------	----------------

★ Complete the table.

orange	peanut	hazelnut	apple
Fruit		Nuts	
<div></div>		<div></div>	
<div></div>		<div></div>	
<div></div>		<div></div>	

🎧 Listen and complete the sentences with the words.

paper	roots	plants	bread
-------	-------	--------	-------

Plants get water through their .

A forest is a place where there are a lot of trees and together.

We make from trees.

We use wheat to make .

UNIT 7: Reading & Writing Science	RW
Name and surnames:	
Year: Date:	

★ Read.

Seasons

There is an apple tree in my garden.
 In winter the apple tree is bare –
 there are no leaves or fruit. The
 leaves fall in autumn and grow in
 spring. In summer the apple tree has
 a lot of leaves and big, red apples.

★ Read the sentences and write true or false.

Deciduous trees are always green.

Leaves fall off deciduous trees in autumn.

Apples grow in winter.

Evergreen trees are bare in winter.

★ Unjumble the fruits that grow on trees.

n p a l e

o r g a e n

p e h a c

UNIT 7: Science Project Science	SP
Name and surnames:	
Year: Date:	

★ Investigate an oak tree and a pine tree. Draw their leaves and fruit to complete the table.

There are a lot of different trees in the world. They have leaves of different shapes and colours. Some trees have fruit.

An oak tree		A pine tree	
leaf	fruit	leaf	fruit

★ Investigate and complete the table.

	oak tree	pine tree
name of fruit:	<div></div> <div></div> <div></div>	<div></div> <div></div> <div></div>
deciduous or evergreen:	<div></div> <div></div> <div></div>	<div></div> <div></div> <div></div>

Answers

UNIT 7: Mixed Ability Science

RA

Name and surnames:
Year: Date:

- ★ Draw a deciduous tree and an evergreen tree.

deciduous tree

evergreen tree

- ★ Complete the sentences.

dry - nut - fruit - fleshy



Fruit is soft and fleshy.

Nuts and seeds are hard and dry.

A pistachio is a nut.

A strawberry is a fruit.

- ★ Circle the incorrect behaviour.



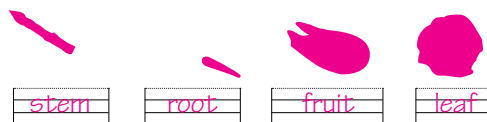
118

UNIT 7: Mixed Ability Science

EA

Name and surnames:
Year: Date:

- ★ Colour the part of the plant we eat and write root, stem, fruit or leaf.



- ★ Write T for true and F for false.

Plants need air, sunlight and water to live. T

Plants get water through their leaves. F

Plants get air and sunlight through their leaves. T

- ★ Match.

Deciduous trees... → ...lose their leaves in autumn.

Evergreen trees... → ...are always green. They never lose their leaves.

119

UNIT 7: Test Science

EV

Name and surnames:
Year: Date:

- ★ What does grass look like? Circle.

thin and bendy hard and thin hard and thick

- ★ Complete the table.

orange	peanut	hazelnut	apple
Fruit	Nuts		
<u>orange</u>	<u>peanut</u>		
<u>apple</u>	<u>hazelnut</u>		

- ★ Listen and complete the sentences with the words.

paper roots plants bread

Plants get water through their roots.

A forest is a place where there are a lot of trees and plants together.

We make paper from trees.

We use wheat to make bread.

120

UNIT 7: Reading & Writing Science

RW

Name and surnames:
Year: Date:

- ★ Read.

Seasons

There is an apple tree in my garden. In winter the apple tree is bare - there are no leaves or fruit. The leaves fall in autumn and grow in spring. In summer the apple tree has a lot of leaves and big, red apples.

- ★ Read the sentences and write true or false.

Deciduous trees are always green. false

Leaves fall off deciduous trees in autumn. true

Apples grow in winter. false

Evergreen trees are bare in winter. false

- ★ Unjumble the fruits that grow on trees.

p p a l e o r g a e n p e h a c
apple orange peach

121

UNIT 7: Science Project Science	SP
Name and surnames:	
Year: Date:	

★ Investigate an oak tree and a pine tree. Draw their leaves and fruit to complete the table.

There are a lot of different trees in the world. They have leaves of different shapes and colours. Some trees have fruit.

An oak tree		A pine tree	
leaf	fruit	leaf	fruit

★ Investigate and complete the table.

	oak tree	pine tree
name of fruit:	<div></div> <div></div> <div></div>	<div></div> <div></div> <div></div>
deciduous or evergreen:	<div></div> <div></div> <div></div>	<div></div> <div></div> <div></div>

© GRUPO ANAYA, S.A. Science Primary Education. Authorized photocopyable material.

Villages, towns and cities

On the following pages, you will find worksheets for the following areas:

- **Mixed abilities**

Revision activities to revise the content covered in the unit. (RA)

Extension activities to extend on the material covered in the unit. (EA)

- **Evaluation**

A unit test to evaluate the content of each unit. (EV)

- **Reading & Writing**

Extra worksheets to practise reading and writing skills. (RW)

- **Science Projects**

A science project worksheet for each unit. (SP)

- **Answers**

The answers for all the worksheets are also included.



el oso panda

UNIT 8: Mixed Ability Science	RA
Name and surnames:	
Year: Date:	

★ Match the objects to the places.

- library
- school
- sports centre
- hospital
- post office
- theatre
- museum

★ Match and colour.

- A police officer
- A gardener
- A street sweeper
- A farmer

- looks after the plants and trees in our parks.
- keeps the streets clean and tidy.
- looks after our town or city and keeps up safe.
- looks after animals and grows crops.

UNIT 8: Mixed Ability Science	EA
Name and surnames:	
Year: Date:	

★ Write the names of two public buildings.

★ Match the rubbish to the bins.

★ Write T for true and F for false.

There are big shopping centres in villages. ☐

There are tall buildings in cities. ☐

There are a lot of people in a village. ☐

Big cities are divided into neighbourhoods. ☐

UNIT 8: Test Science	EV
Name and surnames:	
Year: Date:	

★ Complete the sentences with the words.

pavement numbers mayor names road

Streets have and buildings have .

The works in the town hall.


People drive on the .

People walk on the .

★ Read and colour the traffic lights.

Walk.

Don't walk.

 Listen and circle the things you hear. Can you find these things in a city or a small town?

low houses a lot of cars long, wide streets
a lot of shops and restaurants cinemas

UNIT 8: Reading & Writing Science	RW
Name and surnames:	
Year: Date:	

★ Read.

I live in a big city. My neighbourhood is fantastic –there are a lot of things to do and a lot of public buildings. There is a big museum, a lot of shops and restaurants, a police station, a post office and a library.

①

②

③

★ Match the places to the pictures. Write the numbers.


library ☐

post office ☐

museum ☐

★ Draw a picture of your town or city. Write three places in your town. Use the words to help you.

park	shop	restaurant	hospital
------	------	------------	----------



.....
.....
.....
.....
.....
.....

UNIT 8: Science Project Science	SP
Name and surnames:	
Year: Date:	

★ Match the words to the pictures.

cycle path

pedestrian crossing

helmet

traffic light

1

2

3

4

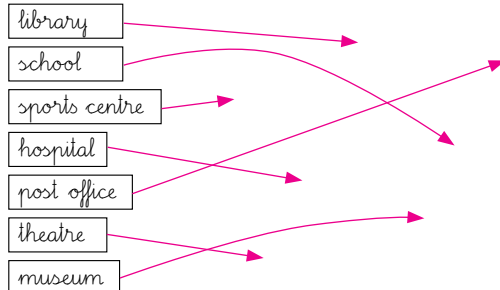
★ Test a friend. Put a tick (✓) for yes and a cross (X) for no.

	Yes (✓)	No (X)
Do you always cross the road at pedestrian crossings?		
Do you always wear a helmet when you ride your bicycle?		
Can you cross the road when there is a red man sign on the traffic light?		
Do cars drive on bicycle paths?		

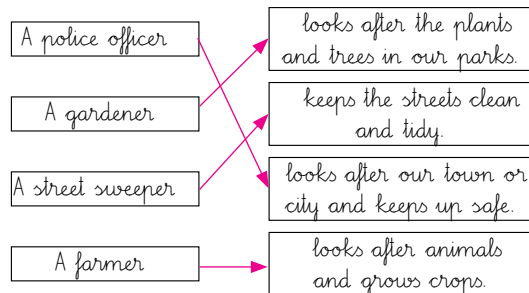
Answers

UNIT 8: Mixed Ability Science	RA
Name and surnames:	
Year: Date:	

★ Match the objects to the places.



★ Match and colour.



126

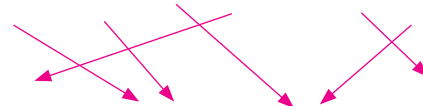
UNIT 8: Mixed Ability Science	EA
Name and surnames:	
Year: Date:	

students' own answers

★ Write the names of two public buildings.

library, hospital

★ Match the rubbish to the bins.



★ Write T for true and F for false.

There are big shopping centres in villages. **F**

There are tall buildings in cities. **T**

There are a lot of people in a village. **F**

Big cities are divided into neighbourhoods. **T**

127

UNIT 8: Test Science	EV
Name and surnames:	
Year: Date:	

★ Complete the sentences with the words.

pavement numbers mayor names road

Streets have **names** and buildings have **numbers**.

The **mayor** works in the town hall.

People drive on the **road**.

People walk on the **pavement**.

★ Read and colour the traffic lights.

— red red —
— green green —

Walk.

Don't walk.

★ Listen and circle the things you hear. Can you find these things in a city or a small town?

low houses **a lot of cars** **long, wide streets**
a lot of shops and restaurants **cinemas**

128

UNIT 8: Reading & Writing Science	RW
Name and surnames:	
Year: Date:	

★ Read.

I live in a big city. My neighbourhood is fantastic —there are a lot of things to do and a lot of public buildings. There is a big museum, a lot of shops and restaurants, a police station, a post office and a library.

★ Match the places to the pictures. Write the numbers.

library **2** post office **3** museum **1**

★ Draw a picture of your town or city. Write three places in your town. Use the words to help you.

park shop restaurant hospital

129

UNIT 8: Science Project
Science

SP

Name and surnames:
Year: Date:

★ Match the words to the pictures.

cycle path 3 pedestrian crossing 1
helmet 4 traffic light 2

1 2 3 4

★ Test a friend. Put a tick (✓) for yes and a cross (X) for no.

	Yes (✓)	No (X)
Do you always cross the road at pedestrian crossings?		
Do you always wear a helmet when you ride your bicycle?		
Can you cross the road when there is a red man sign on the traffic light?		
Do cars drive on bicycle paths?		

© GRUPO ANAYA, S.A. Science Primary Education. Authorised photocopyable material.

Landscapes

On the following pages, you will find worksheets for the following areas:

- **Mixed abilities**

Revision activities to revise the content covered in the unit. **(RA)**

Extension activities to extend on the material covered in the unit. **(EA)**

- **Evaluation**

A unit test to evaluate the content of each unit. **(EV)**

- **Reading & Writing**

Extra worksheets to practise reading and writing skills. **(RW)**

- **Science Projects**

A science project worksheet for each unit. **(SP)**

- **Answers**

The answers for all the worksheets are also included.



UNIT 9: Mixed Ability Science	RA
Name and surnames:	
Year: Date:	

★ Write if it is *mountainous*, *coastal* or *flat*.

★ Find six features of a landscape and write them in the table.

F	I	E	L	D	S	A	C
U	K	A	F	H	B	M	L
S	L	O	P	E	S	S	I
O	A	U	L	B	I	V	F
D	K	B	E	A	C	H	F
S	E	R	R	O	A	D	S
L	S	A	H	I	W	S	F
I	H	I	W	S	V	M	P

mountainous	flat	coastal
<div><div></div><div></div><div></div></div> <div><div></div><div></div><div></div></div>	<div><div></div><div></div><div></div></div> <div><div></div><div></div><div></div></div>	<div><div></div><div></div><div></div></div> <div><div></div><div></div><div></div></div>

UNIT 9: Mixed Ability Science	EA
Name and surnames:	
Year: Date:	

★ Write two examples of man-made features of a coastal landscape.

★ Where are the people? Write the words. Draw a tree on the slopes, a house in the valley and a river coming down the mountain.

The girl is in the

is

.

The man is climbing the

s

 of the mountain.

The boy is at the

f

 of the mountain.

UNIT 9: Test Science	EV
Name and surnames:	
Year: Date:	

★ Circle features we can find in a flat landscape.

mountains	beaches	fields
-----------	---------	--------

🎧 Listen and complete the sentences.

slopes	foot	summit
--------	------	--------

The

 is the top of a mountain.

The sides of a mountain are called the

The

 of a mountain is the beginning of a mountain.

★ Match.

harbour

cliffs

beach

rocks

sand

boats

UNIT 9: Reading & Writing Science	RW
Name and surnames:	
Year: Date:	

★ Look and read.

Dear Katie, I am on holiday. There is a big beach and cliffs, some small islands and a harbour. There are a lot of boats. See you soon, Laura.	<i>Katie Jones, 24 Park Street, Manchester, England.</i>
---	---

★ Tick the correct answers.

Where is Laura?

at the beach ☐ in the mountains ☐ in the countryside ☐

What can Laura see?

a valley ☐ cliffs ☐ fields ☐

★ Draw a postcard and complete the text.

	Dear <table border="1" style="display: inline-table; vertical-align: middle;"> <tr><td> </td></tr> <tr><td> </td></tr> </table> ,		
	I am on holiday. I can see <table border="1" style="display: inline-table; vertical-align: middle;"> <tr><td> </td></tr> <tr><td> </td></tr> </table>		
See you soon, <table border="1" style="display: inline-table; vertical-align: middle;"> <tr><td> </td></tr> <tr><td> </td></tr> </table>			

UNIT 9: Science Project		SP
Science		
Name and surnames:		
Year: Date:		

★ Tick and draw or find a picture of the things you can find at the beach.

sand <input type="checkbox"/>		boats <input type="checkbox"/>	
crab <input type="checkbox"/>		sun umbrellas <input type="checkbox"/>	
seaweed <input type="checkbox"/>		rock pools <input type="checkbox"/>	
shells <input type="checkbox"/>		pebbles <input type="checkbox"/>	

★ Draw a picture of a beach. Include the objects above and two man-made features.

Answers

UNIT 9: Mixed Ability Science	RA
Name and surnames:	
Year: Date:	

- ★ Write if it is *mountainous*, *coastal* or *flat*.

<i>coastal</i>	<i>flat</i>	<i>mountainous</i>
----------------	-------------	--------------------

- ★ Find six features of a landscape and write them in the table.

F	I	E	L	D	S	A	C
U	K	A	F	H	B	M	L
S	L	O	P	E	S	S	I
O	A	U	L	B	I	V	F
D	K	B	E	A	C	H	F
S	E	R	R	O	A	D	S
L	S	A	H	I	W	S	F
I	H	I	W	S	V	M	P

mountainous	flat	coastal
<i>slopes</i>	<i>fields</i>	<i>cliffs</i>
<i>lakes</i>	<i>roads</i>	<i>beach</i>

134

UNIT 9: Mixed Ability Science	EA
Name and surnames:	
Year: Date:	

- ★ Write two examples of man-made features of a coastal landscape.

<i>harbour</i>
<i>lighthouse</i>

- ★ Where are the people? Write the words. Draw a tree on the slopes, a house in the valley and a river coming down the mountain.

The girl is in the *valley*.

The man is climbing the *slope* of the mountain.

The boy is at the *foot* of the mountain.

135

UNIT 9: Test Science	EV
Name and surnames:	
Year: Date:	

- ★ Circle features we can find in a flat landscape.

mountains	beaches	<i>fields</i>
-----------	---------	---------------

- ★ Listen and complete the sentences.

<i>slopes</i>	<i>foot</i>	<i>summit</i>
---------------	-------------	---------------

The *summit* is the top of a mountain.

The sides of a mountain are called the *slopes*.

The *foot* of a mountain is the beginning of a mountain.

- ★ Match.

harbour	cliffs	beach
rocks	sand	boats

136

UNIT 9: Reading & Writing Science	RW
Name and surnames:	
Year: Date:	

- ★ Look and read.

Dear Katie,
I am on holiday. There is a big beach and cliffs, some small islands and a harbour. There are a lot of boats. See you soon,
Laura.

Katie Jones,
24 Park Street,
Manchester,
England.

- ★ Tick the correct answers.

Where is Laura?

at the beach ☒ in the mountains ☐ in the countryside ☐

What can Laura see?

a valley ☐ cliffs ☒ fields ☐

- ★ Draw a postcard and complete the text. *students' own answers*

Dear _____,
I am on holiday. I can see _____
See you soon, _____

137

UNIT 9: Science Project
Science

SP


Name and surnames:
Year: Date:

- ★ Tick and draw or find a picture of the things you can find at the beach.

students' own answers

sand <input type="checkbox"/>		boats <input type="checkbox"/>	
crab <input type="checkbox"/>		sun umbrellas <input type="checkbox"/>	
seaweed <input type="checkbox"/>		rock pools <input type="checkbox"/>	
shells <input type="checkbox"/>		pebbles <input type="checkbox"/>	

- ★ Draw a picture of a beach. Include the objects above and two man-made features.



© GRUPO ANAYA, S.A. Science Primary Education photocopiable material.

Jobs and tools

On the following pages, you will find worksheets for the following areas:

- **Mixed abilities**

Revision activities to revise the content covered in the unit. **(RA)**

Extension activities to extend on the material covered in the unit. **(EA)**

- **Evaluation**

A unit test to evaluate the content of each unit. **(EV)**

- **Reading & Writing**

Extra worksheets to practise reading and writing skills. **(RW)**

- **Science Projects**

A science project worksheet for each unit. **(SP)**

- **Answers**

The answers for all the worksheets are also included.



UNIT 10: Mixed Ability Science	RA
Name and surnames:	
Year: Date:	

★ Put the pictures in order and complete the words.

P

seeds.


H

the products.


P

the fields.

★ Draw products that come from cows and from sheep.



from cows



from sheep

UNIT 10: Mixed Ability Science	EA
Name and surnames:	
Year: Date:	

★ Match the jobs to the objects.

a hairdresser

a teacher

a waiter

a mechanic

a doctor

a dentist

plate

car

scissors

book

thermometer

toothbrush

★ Put the sentences in order.

☐ They make furniture in a factory.

☐ The woodcutter cuts trees down.

☐ A shop assistant sells furniture in a shop.

★ Draw someone who helps us and write the name of the job.

UNIT 10: Test Science	EV
Name and surnames:	
Year: Date:	

★ Use the colour code to colour the tools.

farmer → blue

fisherman → green

tractor

nets

rods

plough

boat

hoe

spade

★ Draw two objects we make from wool and from leather.

made from wool

made from leather

🎧 Listen and match the jobs to the places.

A waiter works ...

... in a school.

A teacher works ...

... in a restaurant.

A dentist works ...

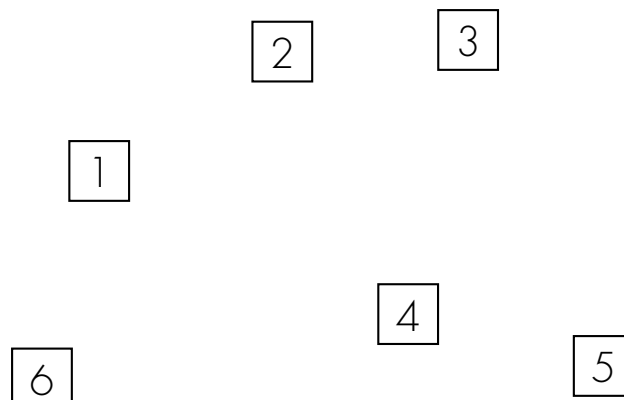
... in a clinic.

UNIT 10: Reading & Writing		RW
Science		
Name and surnames:		
Year: Date:		

★ Look and read.

My uncle is a farmer. He uses
a lot of different tools.

He looks after cows, sheep,
chickens and pigs. In summer
I like to visit my uncle and
help him on the farm. I milk
the cows and collect the eggs.



★ Match the words to the pictures. Use numbers 1 – 6.

yoghurt ☐

butter ☐

wool ☐

milk ☐

cheese ☐

eggs ☐

★ Write the words.

animals	fields	tractor	crops
---------	--------	---------	-------

A farmer grows .

A farmer looks after .

A farmer works in the .

A farmer uses a .

UNIT 10: Science Project Science	SP
Name and surnames: Year: Date:	

★ Look at the jobs and complete the table with *Yes* or *No*.

Jobs	Do they use tools?	Do they make things?	Do they help people?

★ What job do you want to do? Ask two friends and draw pictures.

Job: <table border="1"><tr><td></td></tr><tr><td></td></tr><tr><td></td></tr></table>				Job: <table border="1"><tr><td></td></tr><tr><td></td></tr><tr><td></td></tr></table>				Job: <table border="1"><tr><td></td></tr><tr><td></td></tr><tr><td></td></tr></table>			
me	my friend: <table border="1"><tr><td></td></tr><tr><td></td></tr><tr><td></td></tr></table>				my friend: <table border="1"><tr><td></td></tr><tr><td></td></tr><tr><td></td></tr></table>						

Answers

UNIT 10: Mixed Ability Science	RA
Name and surnames:	
Year: Date:	

★ Put the pictures in order and complete the words.

Plant seeds. Harvest the products. Plough the fields.

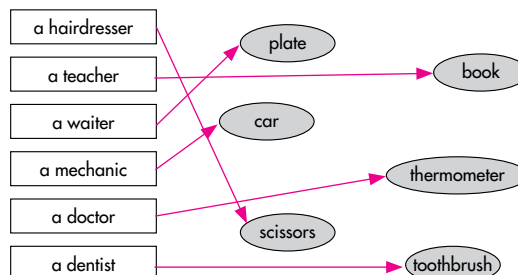
★ Draw products that come from cows and from sheep.

from cows	from sheep

142

UNIT 10: Mixed Ability Science	EA
Name and surnames:	
Year: Date:	

★ Match the jobs to the objects.



★ Put the sentences in order.

- 2 They make furniture in a factory.
- 1 The woodcutter cuts trees down.
- 3 A shop assistant sells furniture in a shop.

★ Draw someone who helps us and write the name of the job.

143

UNIT 10: Test Science	EV
Name and surnames:	
Year: Date:	

★ Use the colour code to colour the tools.

farmer → blue fisherman → green

tractor blue	nets green	rods green	plough blue
boat green	hoe blue	spade blue	

★ Draw two objects we make from wool and from leather.

made from wool	made from leather

★ Listen and match the jobs to the places.

A waiter works ... in a school.
A teacher works ... in a restaurant.
A dentist works ... in a clinic.

144

UNIT 10: Reading & Writing Science	RW
Name and surnames:	
Year: Date:	

★ Look and read.

My uncle is a farmer. He uses a lot of different tools. He looks after cows, sheep, chickens and pigs. In summer I like to visit my uncle and help him on the farm. I milk the cows and collect the eggs.

★ Match the words to the pictures. Use numbers 1 – 6.

yoghurt 5 butter 4 wool 3
milk 2 cheese 1 eggs 6

★ Write the words.

animals fields tractor crops
A farmer grows crops.
A farmer looks after animals.
A farmer works in the fields.
A farmer uses a tractor.

145

Travel and communication

On the following pages, you will find worksheets for the following areas:

- **Mixed abilities**

Revision activities to revise the content covered in the unit. (RA)

Extension activities to extend on the material covered in the unit. (EA)

- **Evaluation**

A unit test to evaluate the content of each unit. (EV)

- **Reading & Writing**

Extra worksheets to practise reading and writing skills. (RW)

- **Science Projects**

A science project worksheet for each unit. (SP)

- **Answers**

The answers for all the worksheets are also included.



el oso panda

UNIT 11: Mixed Ability Science	RA
Name and surnames:	
Year: Date:	

★ Look at the pictures. What are the people doing? Complete the words with the missing vowels.

l__st__n__ng

c__mm__n__c__t__ng

r__ __d__ng

★ Use the colour code to colour the transport.


by sea → blue by land → green by air → yellow

★ Write two individual means of communication.

.....
.....
.....
.....
.....
.....

UNIT 11: Mixed Ability Science	EA
Name and surnames:	
Year: Date:	

★ Complete.



★ Match.

A letter

individual
communication

A telephone

A radio

communicate with
a lot of people

A television

UNIT 11: Test Science	EV
Name and surnames:	
Year: Date:	

★ Circle the means of transport that carry a lot of people.

bus

bicycle

plane

motorbike

★ Tick the things you can find in a train station.

platforms ☐

harbour ☐

train driver ☐

tracks ☐

passengers ☐

 Listen and write the missing words.

A drives a train.

A flies a plane.

A sails a ship.

★ Write **T** for true and **F** for false.

A telephone is an individual means of communication. ☐

Blind people can read using Braille. ☐

You do not have to wear a seat belt in a car. ☐

UNIT 11: Reading & Writing Science	RW
Name and surnames: Year: Date:	

★ Look and read.

Trains

I visit my grandparents at the weekend.

We go on the train.

In the train station, there are a lot of
trains, platforms and passengers.

Today we are in coach number three.

I sit down and look out of the window.

I can see a lot of different things!

★ Look at the words. Write the things you can find in a train station.

tracks coaches pilot boat harbour platforms passengers runway
--

★ What is your favorite means of transport?

UNIT 11: Science Project Science	SP
Name and surnames:	
Year: Date:	

★ Do a classroom survey. Ask four friends and put a tick in *yes* or *no*.

	Yes				No			
Do you travel by car?								
Do you travel by train?								
Do you use a bicycle?								
Do you sometimes travel by boat?								
Do you sometimes travel by aeroplane?								

★ Use the information from the survey and colour the graph.

4					
3					
2					
1					
	car	train	bicycle	boat	aeroplane

Answers

UNIT 11: Mixed Ability

Science

RA

Name and surnames:
Year: Date:

- ★ Look at the pictures. What are the people doing? Complete the words with the missing vowels.

list ning communicating re ading

- ★ Use the colour code to colour the transport.

by sea → blue by land → green by air → yellow
green green yellow

- ★ Write two individual means of communication.
yellow yellow blue

telephone
teller

students' own answers

150

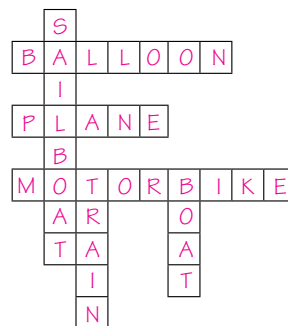
UNIT 11: Mixed Ability

Science

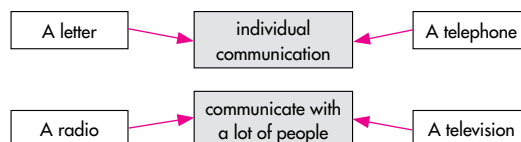
EA

Name and surnames:
Year: Date:

- ★ Complete.



- ★ Match.



151

UNIT 11: Test

Science

EV

Name and surnames:
Year: Date:

- ★ Circle the means of transport that carry a lot of people.

bus bicycle plane motorbike

- ★ Tick the things you can find in a train station.

platforms ☐ harbour ☐ train driver ☐
tracks ☐ passengers ☐

- ★ Listen and write the missing words.

A train driver drives a train.
A pilot flies a plane.
A captain sails a ship.

- ★ Write T for true and F for false.

A telephone is an individual means of communication. ☐

Blind people can read using Braille. ☐

You do not have to wear a seat belt in a car. ☐

152

UNIT 11: Reading & Writing

Science

RW

Name and surnames:
Year: Date:

- ★ Look and read.

Trains

I visit my grandparents at the weekend.
We go on the train.

In the train station, there are a lot of
trains, platforms and passengers.

Today we are in coach number three.

I sit down and look out of the window.

I can see a lot of different things!

- ★ Look at the words. Write the things you can find in a train station.

tracks coaches pilot boat harbour
platforms passengers runway
tracks
coaches
platforms passengers

- ★ What is your favorite means of transport?

students' own answers

153

UNIT 11: Science Project	SP
Science	
Name and surnames:	
Year: Date:	

★ Do a classroom survey. Ask four friends and put a tick in yes or no.

	Yes				No			
Do you travel by car?								
Do you travel by train?								
Do you use a bicycle?								
Do you sometimes travel by boat?								
Do you sometimes travel by aeroplane?								

students' own answers

★ Use the information from the survey and colour the graph.

4					
3					
2					
1					
	car	train	bicycle	boat	aeroplane

© GRUPO ANAYA, S.A. Science Primary Education. Authorised photocopyable material.

Past, present and future

On the following pages, you will find worksheets for the following areas:

- **Mixed abilities**

Revision activities to revise the content covered in the unit. (RA)

Extension activities to extend on the material covered in the unit. (EA)

- **Evaluation**

A unit test to evaluate the content of each unit. (EV)

- **Reading & Writing**

Extra worksheets to practise reading and writing skills. (RW)

- **Science Projects**

A science project worksheet for each unit. (SP)

- **Answers**

The answers for all the worksheets are also included.



UNIT 12: Mixed Ability Science	RA
Name and surnames:	
Year: Date:	

★ Look at the pictures. Put them in order from the oldest to the most modern using numbers 1-4.



★ Write *past*, *present* or *future*.

Yesterday I played in the park.

Tomorrow I am going to visit my grandmother.

Today I am playing tennis with my friends.

★ Match.

old-fashioned

modern

UNIT 12: Mixed Ability Science	EA
Name and surnames: Year: Date:	

★ Match.

teenager	baby	child	old person	adult
----------	------	-------	------------	-------

★ Match the objects and colour the old objects **blue** and the modern objects **red**.

UNIT 12: Test Science	EV
Name and surnames:	
Year: Date:	

★ Match the numbers to the words.

60

12

7

31

months in
a year

minutes in
an hour

days in
a week

days in July

🎧 Listen and put the words in order.

teenager ☐

baby ☐

child ☐

old person ☐

toddler ☐

adult ☐

★ Write **T** for true and **F** for false.

You can find skyscrapers in Ancient Egypt. ☐

The Romans lived in caves. ☐

The Egyptians built pyramids. ☐

★ Draw a person for each period in history.

Prehistoric times

Ancient Rome

The Middle Ages

UNIT 12: Reading & Writing Science	RW
Name and surnames:	
Year: Date:	

★ Look and read.

History

Prehistoric man lived in caves.
 The Egyptians built pyramids.
 The Romans built temples and
 theatres. In the Middle Ages, kings
 and queens lived in castles.
 I live in a flat in a tall building.
 It is called a skyscraper.

★ Write *true* or *false*.

Romans built skyscrapers.

Prehistoric man lived in castles.

Kings and queens lived in caves.

The Egyptians built pyramids.

People today live in flats and houses.

★ Write types of transport under each heading.

old-fashioned

modern

UNIT 12: Science Project Science	SP
Name and surnames:	
Year: Date:	

★ Match the people to the objects.

①

②

③

Ⓐ

Ⓑ

④

⑤

Ⓒ

Ⓓ

Ⓔ

★ Investigate. Tick the correct options.

Where is Rome?

In Germany ☐

In Italy ☐

Where is Egypt?

In North Africa ☐

In North America ☐

What is the name of the famous river in Egypt?

The Amazon ☐

The Nile ☐

Answers

UNIT 12: Mixed Ability Science

RA

Name and surnames:
Year: Date:

- ★ Look at the pictures. Put them in order from the oldest to the most modern using numbers 1-4.

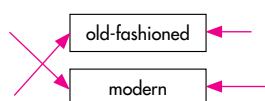
- ★ Write *past*, *present* or *future*.

Yesterday I played in the park. past

Tomorrow I am going to visit my grandmother. future

Today I am playing tennis with my friends. present

- ★ Match.



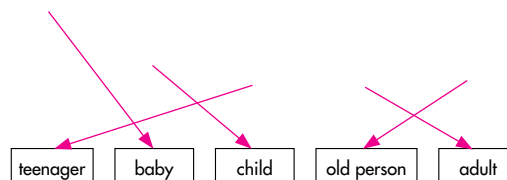
158

UNIT 12: Mixed Ability Science

EA

Name and surnames:
Year: Date:

- ★ Match.



- ★ Match the objects and colour the old objects **blue** and the modern objects **red**.

red blue blue red
red blue red red

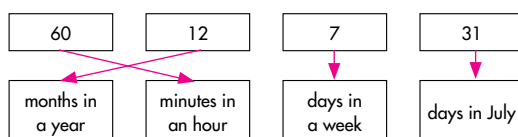
159

UNIT 12: Test Science

EV

Name and surnames:
Year: Date:

- ★ Match the numbers to the words.



- ★ Listen and put the words in order.

teenager 4 baby 1 child 3
old person 6 toddler 2 adult 5

- ★ Write T for true and F for false.

You can find skyscrapers in Ancient Egypt. F

The Romans lived in caves. F

The Egyptians built pyramids. T

- ★ Draw a person for each period in history.

Prehistoric times

Ancient Rome

The Middle Ages

142

UNIT 12: Reading & Writing Science

RW

Name and surnames:
Year: Date:

- ★ Look and read.

History

Prehistoric man lived in caves.
The Egyptians built pyramids.
The Romans built temples and theatres. In the Middle Ages, kings and queens lived in castles.
I live in a flat in a tall building.
It is called a skyscraper.

- ★ Write true or false.

Romans built skyscrapers. false
Prehistoric man lived in castles. false
Kings and queens lived in caves. false
The Egyptians built pyramids. true
People today live in flats and houses. true

- ★ Write types of transport under each heading.

old-fashioned

modern

carriage

car

horse

aeroplane

students' own answers

161

UNIT 12: Science Project
Science

SP

Name and surnames:
Year: Date:

★ Match the people to the objects. 1 - A 2 - D 3 - E

①

②

③

Ⓐ

Ⓑ

④

⑤

Ⓒ

Ⓓ

Ⓔ

★ Investigate. Tick the correct options.

Where is Rome?

In Germany ☐

In Italy ☒

Where is Egypt?

In North Africa ☒

In North America ☐

What is the name of the famous river in Egypt?

The Amazon ☐

The Nile ☒

© GRUPO ANAYA, S.A. Science. Primary Education. Authorised photocopyable material.

Revision unit

On the following pages, you will find worksheets for the following areas:

- **Mixed abilities**

Revision activities to revise the content covered in the unit. **(RA)**

Extension activities to extend on the material covered in the unit. **(EA)**

- **Evaluation**

A unit test to evaluate the content of each unit. **(EV)**

- **Reading & Writing**

Extra worksheets to practise reading and writing skills. **(RW)**

- **Science Projects**

A science project worksheet for each unit. **(SP)**

- **Answers**

The answers for all the worksheets are also included.



el oso panda

Revision unit: Mixed Ability Science	RA
Name and surnames:	
Year: Date:	

★ Circle the joints.

arm	elbow	hand	knee	head
-----	-------	------	------	------

★ Write *animal* or *plant*.

chicken	tomato
<div style="border: 1px solid black; height: 20px; width: 100%;"></div>	<div style="border: 1px solid black; height: 20px; width: 100%;"></div>
apple	ham
<div style="border: 1px solid black; height: 20px; width: 100%;"></div>	<div style="border: 1px solid black; height: 20px; width: 100%;"></div>

★ Cross out the material we do **not** use to build a house.

bricks wood cotton glass

★ Circle the viviparous animals.

cow snake sheep horse

★ Cross out the words that do not describe grass.

bendy	thin	trunk	roots
-------	------	-------	-------

★ Tick the places you can find in a small village.

church ☐ shop ☐ cinema ☐ airport ☐

Revision unit: Mixed Ability Science	EA
Name and surnames:	
Year: Date:	

★ Put the letters in order to find the names of three rooms in a house.

o b a o h r m t

e d r o b o m

t n k e i c h

★ Circle the carnivores.

deer

wolf

goat

eagle

★ Tick the people who work with animals.

☐

farmer

☐

fisherman

☐

vet

☐

mechanic

★ Write two means of transport and two means of communication.

Transport	Communication

Revision unit: Test Science	EV
Name and surnames:	
Year:	Date:

★ Tick the correct option.

A herbivore...

eats meat and plants. ☐

eats plants only. ☐

★ Write the names of three joints.

★ Write the names of three parts of a plant.

🎧 Listen and complete the table.

WATER		
liquid	→	<div></div>
solid	→	<div></div>
vapour	→	<div></div>

★ Write T for true and F for false.

Prehistoric man lived in caves. ☐

You can see cliffs and beaches in a coastal landscape. ☐

The Sun gives us light. ☐

Revision unit: Reading & Writing Science	EA
Name and surnames:	
Year:	Date:

★ Look and read.

Let's revise

Today is the last day of school.
We are playing a game.
We have to find a means of
transport, a plant, a domestic
animal and a tool. Can you
help us?

①

②

④

③

★ Match the words to the pictures. Write the words.

bush	dog	spade	bicycle
------	-----	-------	---------

1. <table border="1"><tr><td> </td></tr><tr><td> </td></tr><tr><td> </td></tr></table>				2. <table border="1"><tr><td> </td></tr><tr><td> </td></tr><tr><td> </td></tr></table>				3. <table border="1"><tr><td> </td></tr><tr><td> </td></tr><tr><td> </td></tr></table>				4. <table border="1"><tr><td> </td></tr><tr><td> </td></tr><tr><td> </td></tr></table>			

★ Write three more examples for each category.

Plant	Domestic animal	Tool	Transport												
<table border="1"><tr><td> </td></tr><tr><td> </td></tr><tr><td> </td></tr></table>				<table border="1"><tr><td> </td></tr><tr><td> </td></tr><tr><td> </td></tr></table>				<table border="1"><tr><td> </td></tr><tr><td> </td></tr><tr><td> </td></tr></table>				<table border="1"><tr><td> </td></tr><tr><td> </td></tr><tr><td> </td></tr></table>			
<table border="1"><tr><td> </td></tr><tr><td> </td></tr><tr><td> </td></tr></table>				<table border="1"><tr><td> </td></tr><tr><td> </td></tr><tr><td> </td></tr></table>				<table border="1"><tr><td> </td></tr><tr><td> </td></tr><tr><td> </td></tr></table>				<table border="1"><tr><td> </td></tr><tr><td> </td></tr><tr><td> </td></tr></table>			
<table border="1"><tr><td> </td></tr><tr><td> </td></tr><tr><td> </td></tr></table>				<table border="1"><tr><td> </td></tr><tr><td> </td></tr><tr><td> </td></tr></table>				<table border="1"><tr><td> </td></tr><tr><td> </td></tr><tr><td> </td></tr></table>				<table border="1"><tr><td> </td></tr><tr><td> </td></tr><tr><td> </td></tr></table>			

Revision unit: Science Project Science	SP
Name and surnames:	
Year: Date:	

★ Match the objects to the units from *Science 1*.

Unit 3: My house	<input type="checkbox"/>	①	②
Unit 5: Animals	<input type="checkbox"/>		③
Unit 6: Sun, air and water	<input type="checkbox"/>		⑤
Unit 8: Villages towns and cities	<input type="checkbox"/>		
Unit 11: Travel and communication	<input type="checkbox"/>	④	

★ Draw three pictures and write.

a wild animal	a root we eat	an old-fashioned object
<div style="border: 1px solid black; height: 15px; width: 100%;"></div> <div style="border: 1px solid black; height: 15px; width: 100%;"></div> <div style="border: 1px solid black; height: 15px; width: 100%;"></div>	<div style="border: 1px solid black; height: 15px; width: 100%;"></div> <div style="border: 1px solid black; height: 15px; width: 100%;"></div> <div style="border: 1px solid black; height: 15px; width: 100%;"></div>	<div style="border: 1px solid black; height: 15px; width: 100%;"></div> <div style="border: 1px solid black; height: 15px; width: 100%;"></div> <div style="border: 1px solid black; height: 15px; width: 100%;"></div>

Answers

Revision unit: Mixed Ability Science	RA
Name and surnames:	
Year: Date:	

- ★ Circle the joints.

arm elbow hand knee head

- ★ Write animal or plant.

chicken	tomato
<u>animal</u>	<u>plant</u>
apple	ham
<u>plant</u>	<u>animal</u>

- ★ Cross out the material we do **not** use to build a house.

bricks wood ~~cotton~~ glass

- ★ Circle the viviparous animals.

cow snake sheep horse

- ★ Cross out the words that do not describe grass.

bendy thin ~~trunk~~ ~~roots~~

- ★ Tick the places you can find in a small village.

church ☒ shop ☒ cinema ☐ airport ☐

166

Revision unit: Mixed Ability Science	EA
Name and surnames:	
Year: Date:	

- ★ Put the letters in order to find the names of three rooms in a house.

o b a o h r m t	e d r o b o m	t n k e i c h
<u>bathroom</u>	<u>bedroom</u>	<u>kitchen</u>

- ★ Circle the carnivores.

deer wolf goat eagle

- ★ Tick the people who work with animals.

☒ farmer ☐ fisherman ☒ vet ☐ mechanic

- ★ Write two means of transport and two means of communication.

Transport	Communication
<u>car</u>	<u>telephone</u>
<u>train</u>	<u>newspaper</u>

students' own answers

167

Revision unit: Test Science	EV
Name and surnames:	
Year: Date:	

- ★ Tick the correct option.

A herbivore...

eats meat and plants. ☐ eats plants only. ☒

- ★ Write the names of three joints.

students' own answers

- ★ Write the names of three parts of a plant.

.....

- ★ Listen and complete the table.

WATER	
liquid →	<u>the sea, rain</u>
solid →	<u>snow, ice</u>
vapour →	<u>clouds, steam</u>

- ★ Write T for true and F for false.

Prehistoric man lived in caves. ☐

You can see cliffs and beaches in a coastal landscape. ☐

The Sun gives us light. ☐

168

Revision unit: Reading & Writing Science	EA
Name and surnames:	
Year: Date:	

- ★ Look and read.

Let's revise

Today is the last day of school.
We are playing a game.
We have to find a means of transport, a plant, a domestic animal and a tool. Can you help us?

①

②

④

③

- ★ Match the words to the pictures. Write the words.

bush dog spade bicycle

1. bush 2. bush 3. dog 4. bicycle

- ★ Write three more examples for each category.

students' own answers

Plant	Domestic animal	Tool	Transport
<u>flower</u>	<u>dog</u>	<u>spade</u>	<u>plane</u>
<u>leaf</u>	<u>cat</u>	<u>hoe</u>	<u>train</u>
<u>tree</u>	<u>hamster</u>	<u>plough</u>	<u>bus</u>




169

Revision unit: Science Project Science	SP
Name and surnames:	
Year: Date:	

★ Match the objects to the units from *Science 1*.

Unit 3: My house	2	①	②
Unit 5: Animals	1		③
Unit 6: Sun, air and water	3		⑤
Unit 8: Villages towns and cities	5		
Unit 11: Travel and communication	4	④	

★ Draw three pictures and write. *students' own answers*

a wild animal	a root we eat	an old-fashioned object
		
<div><div></div><div></div><div></div></div>	<div><div></div><div></div><div></div></div>	<div><div></div><div></div><div></div></div>

© GRUPO ANAYA, S.A. Science Primary Education. Authorised photocopyable material.